



NO

Attenuator
-15dB -15dB



OFF



Active Antenna Type WG V3.2

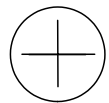
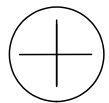
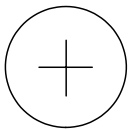


To receiver

Pr. 250V fuse

OUTPUT

max. 100mA-T 5x



Sec. 25V fuse

INPUT
DC! SPS

max. 500 mA-T
(internal)



To active antenna

© w

